

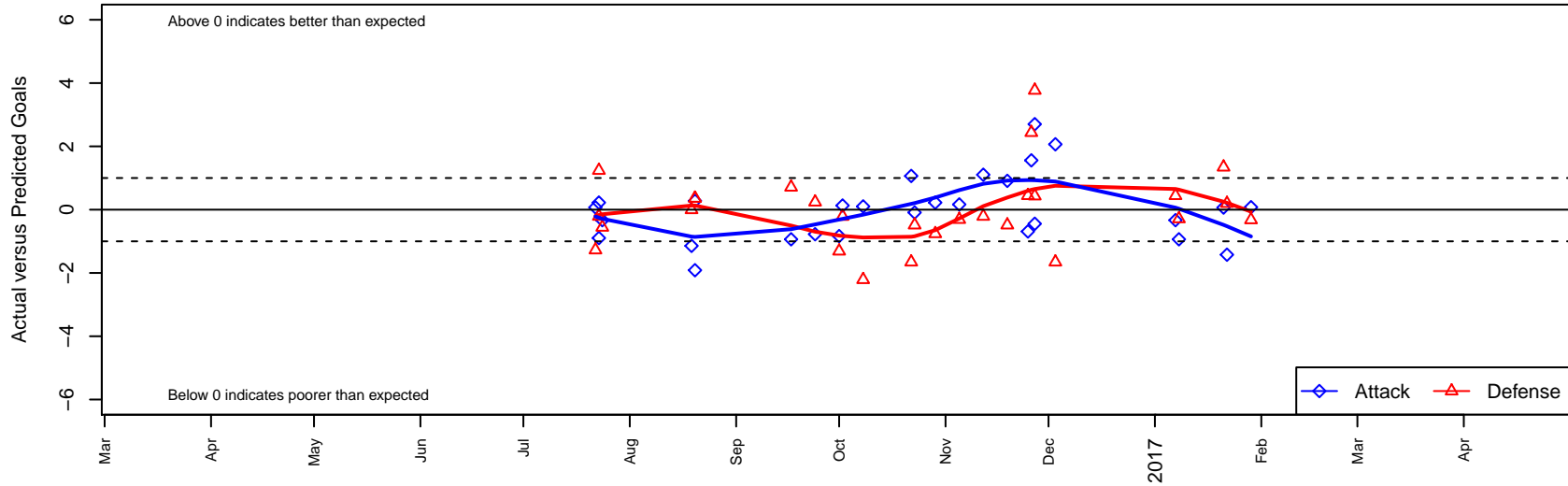
NSC Vipers G03

North Shore SC
 Woodinville, WA
 G03 total strength=1125
 attack=2.97 defense=3.2
 fall league = NPSL Div 1 (03) U14

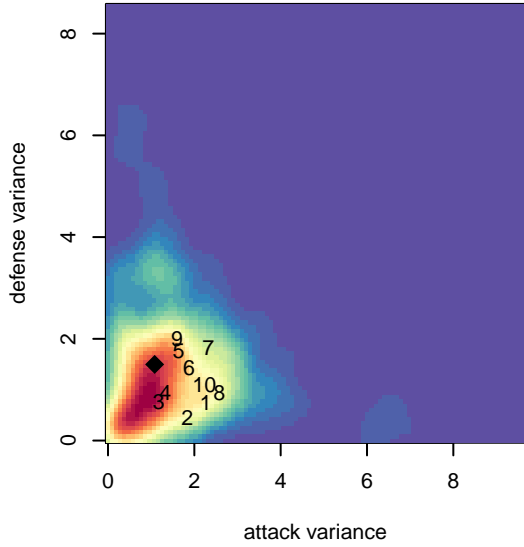
alt names used:
 NSC G03 Vipers
 NSC G03 Vipers
 NSC G03 Vipers
 NSC Vipers G03 Green

Venues played:
 2016 Crossfire Select U14
 2016 Xtreme Cup GU14
 2016 NPSL Division 1 (03) U14
 2016 Cranberry Cup U14-15
 2016 Founders Cup G03 Div A

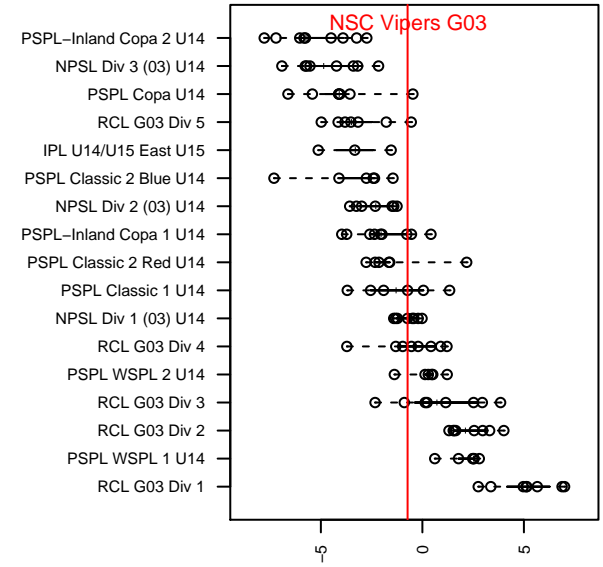
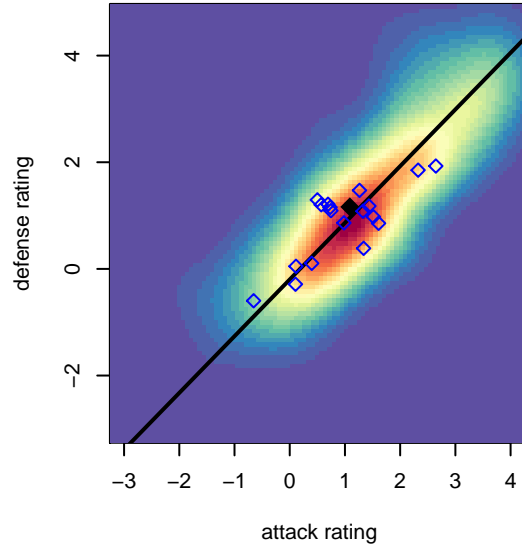
NSC Vipers G03
 Dots are actual minus expected GF (blue circles) and GA (red triangles).
 Blue line is smoothed change in attack strength. Red is smoothed change in defense strength.



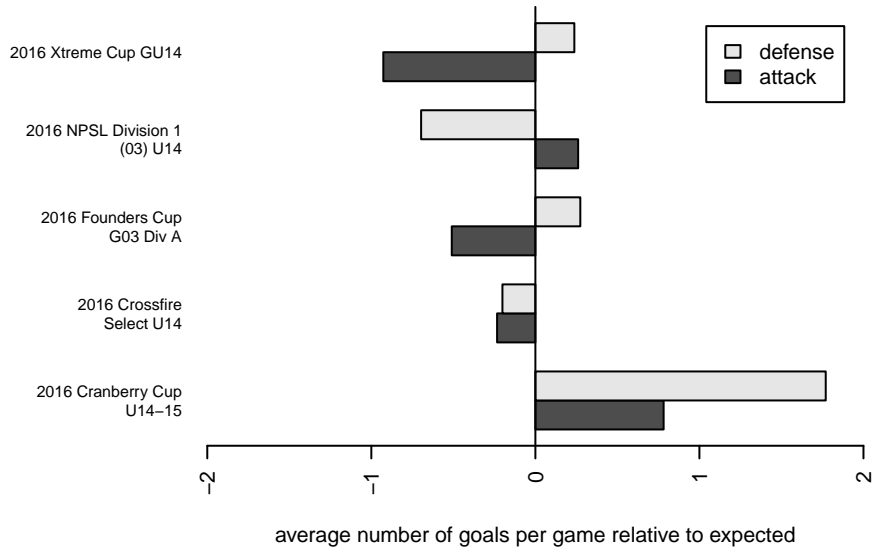
**attack and defense variance (black dot)
relative to other teams
and top 10 in region**



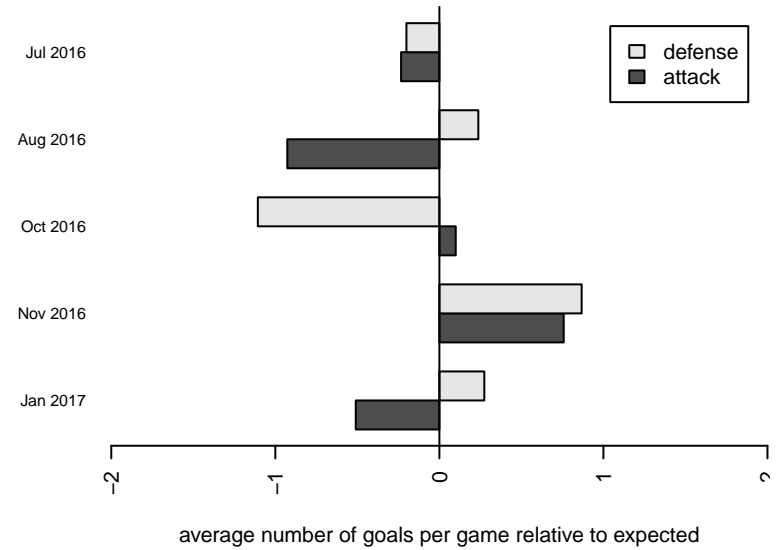
**attack and defense rating
relative to others at age
and all opponents in last 13 months**



Performance relative to 13 month average



Performance relative to 13 month average



date	home		away		venue	pred.home	pred.away
2017-01-29	NSC Vipers G03	1	BIFC Blue G03	1	2016 Founders Cup G03 Div A	0.92	0.68
2017-01-22	NSC Vipers G03	4	Mukilteo Rush G03	0	2016 Founders Cup G03 Div A	5.42	0.20
2017-01-21	Southlake Select Patriots G03	0	NSC Vipers G03	1	2016 Founders Cup G03 Div A	1.34	0.93
2017-01-08	Seattle United W Blue G03	1	NSC Vipers G03	0	2016 Founders Cup G03 Div A	0.71	0.94
2017-01-07	NSC Vipers G03	2	Crossfire Select Oka G03	0	2016 Founders Cup G03 Div A	2.33	0.44
2016-12-03	Southlake Select Patriots G03	3	NSC Vipers G03	3	2016 NPSL Division 1 (03) U14	1.34	0.93
2016-11-27	NSC Vipers G03	4	NSC White Adrenaline G02	1	2016 Cranberry Cup U14-15	1.30	1.43
2016-11-27	NSC Vipers G03	0	NSC Green Velocity G02	0	2016 Cranberry Cup U14-15	0.45	3.77
2016-11-26	FC Edmonds Black Ice G02	1	NSC Vipers G03	2	2016 Cranberry Cup U14-15	3.44	0.44
2016-11-25	NSC Vipers G03	1	PSA Force G02	1	2016 Cranberry Cup U14-15	1.69	1.44
2016-11-19	NSC Vipers G03	2	FME Fusion G03	2	2016 NPSL Division 1 (03) U14	1.09	1.51
2016-11-12	NSC Vipers G03	2	Kent United Green G03	1	2016 NPSL Division 1 (03) U14	0.90	0.79
2016-11-05	Seattle United Shoreline Blue G03	2	NSC Vipers G03	1	2016 NPSL Division 1 (03) U14	1.69	0.83
2016-10-29	NSC Vipers G03	1	Crossfire Select Tacey G03	2	2016 NPSL Division 1 (03) U14	0.78	1.24
2016-10-23	FME Fusion G03	2	NSC Vipers G03	1	2016 NPSL Division 1 (03) U14	1.51	1.09
2016-10-22	NSC Vipers G03	2	Southlake Select Patriots G03	3	2016 NPSL Division 1 (03) U14	0.93	1.34
2016-10-08	Kent United Green G03	3	NSC Vipers G03	1	2016 NPSL Division 1 (03) U14	0.79	0.90
2016-10-02	Crossfire Select Cruz G03	1	NSC Vipers G03	1	2016 NPSL Division 1 (03) U14	0.79	0.87
2016-10-01	NSC Vipers G03	0	Seattle United Shoreline Blue G03	3	2016 NPSL Division 1 (03) U14	0.83	1.69
2016-09-24	Crossfire Select Tacey G03	1	NSC Vipers G03	0	2016 NPSL Division 1 (03) U14	1.24	0.78
2016-09-17	NSC Vipers G03	0	Seattle United W Blue G03	0	2016 NPSL Division 1 (03) U14	0.94	0.71
2016-08-20	NSC Vipers G03	4	FWFC Select G03	0	2016 Xtreme Cup GU14	3.72	0.36
2016-08-20	NSC Vipers G03	1	Breakers Red Griffiths G03	0	2016 Xtreme Cup GU14	2.91	0.36
2016-08-19	NSC Vipers G03	0	Eastside FC Grey G03	1	2016 Xtreme Cup GU14	1.14	1.00
2016-07-24	NSC Vipers G03	2	Crossfire Select Oka G03	1	2016 Crossfire Select U14	2.33	0.44
2016-07-23	Crossfire Select Tacey G03	0	NSC Vipers G03	1	2016 Crossfire Select U14	1.24	0.78
2016-07-23	NSC Vipers G03	0	Kent United Green G03	1	2016 Crossfire Select U14	0.90	0.79
2016-07-22	NSC Vipers G03	1	RSA Elite Hanson G03	2	2016 Crossfire Select U14	0.93	0.73